




PREFABRICATED PRODUCTS



HEATING &
COOLING MATS

PREFABRICATED
PRODUCTS

TUBES, SUPPLY &
RETURN LINES

CONNECTION
COMPONENTS

FITTINGS

MEASUREMENT &
CONTROL TECHNOLOGY

SYSTEM SEPERATION
PLASTIC MANIFOLD

FIXING
MATERIAL

TOOLS &
ASSEMBLY KIT

4 Prefabricated products

4.1 OPTIPANEL 15 - unperforated

unperforated gypsum board panel with integrated capillary tube mat type
OPTIMAT

FIELD OF APPLICATION/PRODUCT



Field of application: Gypsum board ceiling | jointless gypsum board ceiling with OPTIPANEL 15 (prefabricated unperforated gypsum board panel with integrated capillary tube mat OPTIMAT), heating and cooling function

Prefabricated product: OPTIPANEL 15, unperforated

Reference: Belfius Tower Brussels VIP Offices © Jaspers-Eyers Architects / Photography Nicolas Schimp



Field of application: Gypsum board ceiling and wall | jointless gypsum board ceiling and wall with OPTIPANEL 15 (prefabricated unperforated gypsum board panel with integrated capillary tube mat OPTIMAT), heating and cooling function

Prefabricated product: OPTIPANEL 15, unperforated

Reference: Belfius Tower Brussels VIP Offices © Jaspers-Eyers Architects / Photography Nicolas Schimp

OPTIPANEL 15 - UNPERFORATED

unperforated gypsum board panel with integrated capillary tube mat type OPTIMAT



OPTIPANEL 15



substructure

PUSH-LOCK CONNECTIONS

DESIGNATION	OPTIPANEL (standard)	OPTIPANEL (alternative)
DESCRIPTION	with 2 push-lock connections on the left	with 2 lateral push-lock connections and 1 middle end cap
ANGULAR POSITION	0°	0°
PUSH-LOCK CONNECTION		
PICTOGRAM		

FIELD OF APPLICATION

- gypsum board ceiling
- gypsum board wall
- floating drywall ceiling


TECHNICAL DATA

CAPILLARY TUBE MAT/COLOUR	Polypropylene (PP-R) recyclable/blue
MAT DISTRIBUTOR PIPE	20 x 2,0 mm, round
CAPILLARY TUBE OF THE OPTIMAT	4,3 x 0,8 mm
DISTANCE OF THE CAPILLARY TUBES	15 mm centre-to-centre distance
GYPSUM BOARD PANEL	unperforated, with pre-drilled holes for fixation (standard)
LENGTH	2.000 mm
WIDTH	625 mm or 1.250 mm
PANEL THICKNESS	12,5 mm
CONNECTION TYPE	with 2 push-lock connections 10 mm, angular position 0°
SPECIFIC VOLUME OF WATER	0,320 l/m ² capillary tube surface
SPECIFIC TOTAL WEIGHT (FILLED WITH WATER)	11 kg/m ² plus substructure
PRESSURE STAGE:	PN 10
MAX. RECOMMENDED OPERAT. PRESSURE	4 bar
MAX. ALLOWED HEATING TEMPERATURE	60 °C

4.2 OPTIPANEL 18 - perforated

perforated gypsum board panel with integrated capillary tube mat type OPTIMAT

FIELD OF APPLICATION/PRODUCT



Field of application: Gypsum board ceiling | jointless gypsum board ceiling with OPTIPANEL 18 (perforated gypsum board panel with integrated capillary tube mat OPTIMAT), heating and cooling function

Prefabricated product: OPTIPANEL 18, perforated

Reference: T-CON GmbH Co. KG Plattling Modern Office © Dauphin-Group



Field of application: Gypsum board ceiling | jointless gypsum board ceiling with OPTIPANEL 18 (perforated gypsum board panel with integrated capillary tube mat OPTIMAT), heating and cooling function

Prefabricated product: OPTIPANEL 18, perforated


Reference: Office building Haecker Metall Pforzheim © Roland Halbe

OPTIPANEL 18 - PERFORATED

perforated gypsum board panel with integrated capillary tube mat type OPTIMAT



OPTIPANEL 18



substructure

PUSH-LOCK CONNECTIONS		
DESIGNATION	OPTIPANEL (standard)	OPTIPANEL (alternative)
DESCRIPTION	with 2 push-lock connections on the left	with 2 lateral push-lock connections and 1 middle end cap
ANGULAR POSITION	0°	0°
PUSH-LOCK CONNECTION		
PICTOGRAM		

FIELD OF APPLICATION	
<ul style="list-style-type: none">▪ gypsum board ceiling▪ floating drywall ceiling	

TECHNICAL DATA	
CAPILLARY TUBE MAT/COLOUR	Polypropylene (PP-R) recyclable/blue
MAT DISTRIBUTOR PIPE	20 x 2,0 mm, round
CAPILLARY TUBE OF THE OPTIMAT	4,3 x 0,8 mm
DISTANCE OF THE CAPILLARY TUBES	18 mm centre-to-centre distance (standard hole pattern 8/18 R)
GYPSON BOARD PANEL	hole pattern 8/18 R (standard); 12/25 R; 12/25 Q with black acoustic fleece backing
LENGTH	1.988 mm (standard hole pattern 8/18 R)
WIDTH	1.188 mm (standard hole pattern 8/18 R)
PANEL THICKNESS	12,5 mm
CONNECTION TYPE	with 2 push-lock connections 10 mm, angular position 0°
SPECIFIC VOLUME OF WATER	0,320 l/m² capillary tube surface
SPECIFIC TOTAL WEIGHT (FILLED WITH WATER)	9 kg/m² plus substructure
PRESSURE STAGE	PN 10
MAX. RECOMMENDED OPERAT. PRESSURE	4 bar
MAX. ALLOWED HEATING TEMPERATURE	60 °C

4.3 GYPSUM BOARD PANEL - perforated/unperforated

with integrated capillary tube mat type OVAMAT, for insertion into T-rails T15/T24

FIELD OF APPLICATION/PRODUCT



Field of application: Gypsum board ceiling | perforated gypsum board ceiling tile with integrated capillary tube mat OVAMAT, heating and cooling function

Prefabricated product: OVAMAT GB 18 / GB 15

Reference: SHK Innung Berlin © Clina Heiz- und Kühlelemente GmbH




Field of application: Gypsum board ceiling | perforated gypsum board ceiling tile with integrated capillary tube mat OVAMAT, heating and cooling function

Prefabricated product: OVAMAT GB 18 / GB 15


Reference: SHK Innung Berlin © Clina Heiz- und Kühlelemente GmbH

GYPSUM BOARD PANEL - PERFORATED/UNPERFORATED

lay-in ceiling tiles for insertion into T-rails T15/T24,
with integrated capillary tube mat type OVAMAT

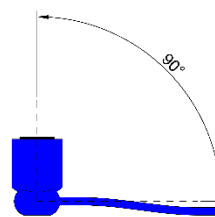


GYPSUM BOARD PANEL perforated



PUSH-LOCK CONNECTIONS

DESIGNATION	Gypsum Board Panel
DESCRIPTION	with 2 push-lock connections on the left
ANGULAR POSITION PUSH-LOCK CONNECTION	90°
PICTOGRAM	



angular position push-lock connection 90°
oval mat distributor pipe

FIELD OF APPLICATION

- gypsum board grid ceiling

TECHNICAL DATA

CAPILLARY TUBE MAT/COLOUR	Polypropylene (PP-R) recyclable/blue
MAT DISTRIBUTOR PIPE	20 x 12 x 2,0 mm, oval
CAPILLARY TUBE OF THE OVAMAT	4,3 x 0,8 mm
DISTANCE OF THE CAPILLARY TUBES	18 mm centre-to-centre distance (perforated version, standard hole pattern 8/18 R) 15 mm centre-to-centre distance (unperforated version)
GYPSUM BOARD PANEL	unperforated or perforated; hole pattern 8/18 R (standard); 6/18 R; 12/25 R; 8/18 Q, 12/25 Q dull white surface finish, black acoustic fleece backing
LENGTH X WIDTH FOR GRID	1.250 x 625 mm, 1.200 x 600 mm, 625 x 625 mm (standard), 600 x 600 mm (standard hole pattern 8/18 R)
PANEL THICKNESS	12,5 mm
INSULATING MATERIAL	with 30 mm CARUSO-ISO-BOND, WLG 040 acc. to panel dimensions
CONNECTION TYPE	with 2 push-lock connections 10 mm, angular position 90°
SPECIFIC VOLUME OF WATER	0,370 l/m ² capillary tube surface
SPECIFIC TOTAL WEIGHT (FILLED WITH WATER)	10 kg/m ² plus substructure
PRESSURE STAGE	PN 10
MAX. RECOMMENDED OPERAT. PRESSURE	4 bar
MAX. ALLOWED HEATING TEMPERATURE	60 °C